

# UNIVERSAL CUTAWAY KNEE IMMOBILIZER

**Sizes: Universal**  
**Color: Blue/White**

**Model No:**

**37-718**      **18"**  
**37-720**      **20"**  
**37-724**      **24"**

## TO DETERMINE SIZE:

*First select the appropriate length for the particular patient. The immobilizer should not dig into the groin or reach the ankle bone. As a guide, lengths 18"-20" typically fit medium adults, and the 24" length typically fits tall adults. Measure around leg 4" above center of knee.*

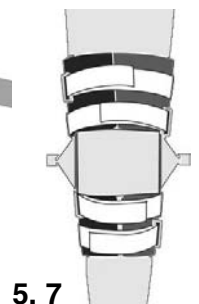
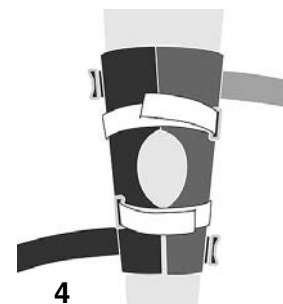
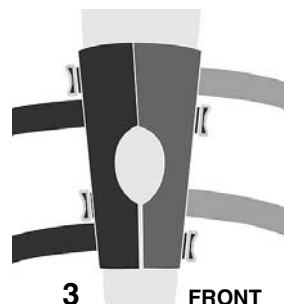
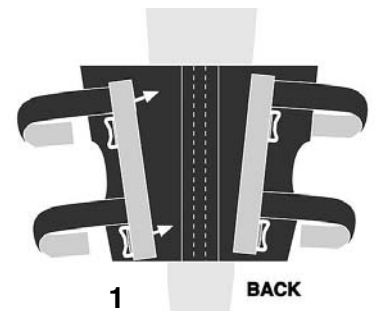
Size	Fits
Universal	up to 23"

Popular universal knee immobilizer has adjustable side panels to fit a range of sizes. Movable medial and lateral stays can be placed in desired position. Made of a blue perforated mesh material laminated to a soft, light gray medical grade foam. Lateral and medial stays increase stability. Immobilization created by posterior stays. Easy loop lock closures. Includes a removable elastic patella closure. Universal size – trimmable.

**Care Instructions:** Fasten closures and hand wash in cold water with mild soap. Wrap in a towel to remove excess water (do not twist or wring). Air dry away from heat. Do not tumble dry. Do not bleach.

**Wear Instructions:** Practical universal knee immobilizer can be cut to fit a range of sizes.

1. Place immobilizer behind knee using the contoured posterior stays as a guide for proper positioning. The inverted portion of the stay(s) should be placed in the popliteal area (directly behind the knee).
2. Position the removable medial and lateral stays so that they are aligned with the side of the leg.
3. Wrap the sides of the immobilizer around and close in front. If necessary, cut the foam material to size to remove excess overlap. **IMPORTANT:** Cut the side without hook allowing for 2" of overlap.
4. Secure straps immediately above and below the patella first.
5. Work from the bottom upwards, closing the additional straps. Excess strap length may be trimmed to fit.
6. Adjust if necessary.
7. Elastic patella closure can be use if desired.



**800-327-4110**



Website: [www.flaorthopedics.com](http://www.flaorthopedics.com)

©2004 FLA ORTHOPEDICS, INC.